

DAY  
1

VBS 2020 RECREATION

# TAXING COIN DROP

## Foundation of Love

### Bible Story

Jesus Chose Matthew  
(Matthew 9:9-13)

### Bible Verse

Philippians 1:6

### Bonus Verse

John 15:9

### The Point

Jesus chooses to love  
me. I can't earn it.

REC CARD 1



# TAXING COIN DROP

## Prep

- Two 5-gallon water dispenser bottles or other large container with a small opening
- A coin for each kid

## Play

- Ask the kids to recall what Matthew's job was before he became a follower of Jesus (*tax collector*).
- Explain that we will play a tax-paying game that will remind us of Matthew.
- Form two teams. Have each team line up in front of one of the water bottles.
- Give each kid a coin. Challenge the kids to hold the coin waist high and take turns trying to drop it into the bottle.
- The kids should take turns trying until everyone has successfully dropped a coin in the bottle.
- The first team to pay all their taxes is the winner.

## Suggestions

- If your church has an offering contest, allow the teams to add their coins to the offering.

# DAY 1

VBS 2020 RECREATION

# BALLISTIC BLUEPRINT

## Foundation of Love

### Bible Story

Jesus Chose Matthew  
(Matthew 9:9-13)

### Bible Verse

Philippians 1:6

### Bonus Verse

John 15:9

### The Point

Jesus chooses to love  
me. I can't earn it.

REC CARD 2



# BALLISTIC BLUEPRINT

## Prep

- Cut several holes in an inexpensive tarp.
- Use white tape to make lines similar to those found on a blueprint
- Ball small enough to fall through the holes

## Play

- Explain that builders use a blueprint to show them how a structure is supposed to be made.
- Position kids on all four sides of the blueprint. Instruct the kids to lift the blueprint and pull it taut.
- Place a ball on the blueprint and challenge the kids to maneuver the ball around the white lines of the blueprint without letting it drop through the holes.

## Suggestions

- Print the words of the Bible verse in random order around the tarp. Challenge the kids to roll the ball over the words while avoiding the holes.

# DAY 1

VBS 2020 RECREATION

# MANHOLE COVER HOP

## Foundation of Love

### Bible Story

Jesus Chose Matthew  
(Matthew 9:9-13)

### Bible Verse

Philippians 1:6

### Bonus Verse

John 15:9

### The Point

Jesus chooses to love  
me. I can't earn it.

REC CARD 3



# MANHOLE COVER HOP

## Prep

- Set up a course: Place 15–25 hula hoops side-by-side to create a meandering path.
- Larger groups may use several intersecting paths.

## Play

- Help the kids form two teams. Position each set of teams at the first hoop on opposite ends of a path.
- Kids must jump into each hoop to move down the path. One kid from each team will go at a time.
- When two kids meet, they must play Hammer, Nail, Board to determine who continues down the path. (The kids will tap a fist against a flat hand and say “hammer, nail, board, build.” On the word “build” kids will make the sign of the building object they choose. The board covers the hammer, the hammer drives the nail, the nail splits the board.)
- The winner of Hammer, Nail, Board gets to keep jumping while the kid who loses then steps out of the hoop and runs back to his team.
- Continue play until all the members of one team reach the starting hoop of the opposite team.



Hammer



Nail



Board

# DAY #2

VBS 2020 RECREATION

# ROAD CONSTRUCTION

## Foundation of Forgiveness

### Bible Story

Paul's Redemption  
(Acts 26:1-29)

### Bible Verse

Philippians 1:6

### Bonus Verse

Romans 5:8

### The Point

Jesus loves me  
regardless of my sin.

REC CARD 4



# ROAD CONSTRUCTION

## Prep

- Cones to designate a road and obstacles
- Blindfolds

## Play

- Ask kids to recall the events in today's Bible study. (*Paul was on the road to Damascus, a light blinded Paul, God's voice spoke, Paul believed and made a U-turn*)
- Lead kids to practice obeying these calls: Turn left. Turn right. Stop. U-turn.
- Help kids form teams of two. Blindfold one kid from each team. Instruct the players from each team to make their way through the obstacles with the blindfolded partner listening to and following his teammate's instructions.

## Suggestions

- Obstacles might include traffic cones, fencing, barricades, or hoops to designate potholes.



# DAY #2

VBS 2020 RECREATION

# WRECKING BALL

## Foundation of Forgiveness

### Bible Story

Paul's Redemption  
(Acts 26:1-29)

### Bible Verse

Philippians 1:6

### Bonus Verse

Romans 5:8

### The Point

Jesus loves me  
regardless of my sin.

REC CARD 5



# WRECKING BALL

## Prep

- Place a tennis ball in the toe of a tube sock. Tape the open end of the sock to the top of a hard hat.
- Fill recycled water bottles about  $\frac{1}{4}$  full and replace the lid. You will need 5 for each team.
- Bleach wipes

## Play

- Show the kids how to place the hard hat on their heads, hold it with both hands, and start to move so that the ball swings.
- Use the ball in the sock to knock over the water bottles.
- Create two teams and explain that each person has to knock over five water bottles before passing the hard hat to the next person in line. Ask leaders to help reset the water bottles before the next person.
- The first team to complete the challenge is the winner.
- Use a bleach wipe to clean the inside of the hat between kids.
- *Option:* Plastic cups can be used in place of water bottles.

# DAY #2

VBS 2020 RECREATION

# EVERYBODY'S IT

## Foundation of Forgiveness

### Bible Story

Paul's Redemption  
(Acts 26:1-29)

### Bible Verse

Philippians 1:6

### Bonus Verse

Romans 5:8

### The Point

Jesus loves me  
regardless of my sin.

REC CARD 6



# EVERYBODY'S IT

## Prep

- Cones to establish boundaries

## Play

- Explain that the players must stay inside the boundaries or they are out.
- At the signal to start, everyone tries to tag any other player.
- If you are tagged, you drop to one knee.
- Short version: Last player left standing wins.
- Longer version: A tagged player can be “unfrozen” if another player touches her hand and says the motto (or the daily verse, or the point of the day etc.)



VBS 2020 RECREATION

# SLEEPING DISCIPLES FREEZE TAG

## Foundation of Worth

### Bible Story

Jesus Prayed in the  
Garden  
(Matthew 26:36-46)

### Bible Verse

Philippians 1:6

### Bonus Verse

John 15:13

### The Point

Jesus chose to  
die for me.

REC CARD 7



# SLEEPING DISCIPLES FREEZE TAG

## Prep

- Cones to designate the play area

## Play

- Ask the kids to recall what the disciples did in today's Bible story. (*Fell asleep while Jesus was praying.*)
- Ask a volunteer to repeat today's Bible verse. (*No one has greater love than this: to lay down his life for his friends. John 15:13*)
- Tell the kids that we will play a game to help us remember today's Bible story and learn the Bible verse.
- Designate one player to be *It*. The player who is *It* can put another player to sleep (freeze) by tagging him and saying, "No one has greater love than this."
- Other players can wake up a sleeping player by tagging him and saying, "To lay down his life for his friends."
- The tagged player must say, "John 15:13," to wake up and return to the game.

## Suggestion

- Have more than one player be *It*.



VBS 2020 RECREATION

# SAFETY RELAY RACE

## Foundation of Worth

### Bible Story

Jesus Prayed in the  
Garden  
(Matthew 26:36-46)

### Bible Verse

Philippians 1:6

### Bonus Verse

John 15:13

### The Point

Jesus chose to  
die for me.

REC CARD 8



# SAFETY RELAY RACE

## Prep

- 2 sets of safety gear: hard hat, gloves, safety vest, goggles, boots
- Place a set of safety gear at each end of the play area
- Bleach wipes—Use these to sanitize the hard hats after each use.

## Play

- Explain that safety is very important on a construction site. Tell the kids that we will play a relay game with some of the safety equipment construction workers use.
- Form two teams. Instruct each team to line up at one end of the play area.
- The first player from each team runs to the pile of safety gear and puts it on, then runs back to the team.
- When the first player gets back, he removes all the safety gear. The next player puts the gear on and runs to the other end of the play area, takes off the equipment, and runs back.
- The first team to have all players complete the relay is the winner.



DAY  
4

VBS 2020 RECREATION

# ROLL THE STONE AWAY

## Foundation of Promise

### Bible Story

Jesus' Resurrection  
and Promise  
(Matthew 28:1-10,16-20)

### Bible Verse

Philippians 1:6


### Bonus Verse

Matthew 28:20b

### The Point

Jesus will always  
love me.

REC CARD 10



# ROLL THE STONE AWAY

## Prep

- Sidewalk chalk to draw a large circle
- One heavier ball to use as the shooter
- Place several beach balls in the circle.

## Play

- Ask the kids to recall what happened in today's Bible story. (*The stone had been rolled away. Jesus was resurrected.*)
- Explain that we will play a game to help us remember what happened in our Bible story.
- Challenge the kids to take turns rolling the shooter ball to try to knock the beach balls out of the circle.
- Kids will receive one point for each beach ball the shooter ball knocks out without the shooter leaving the circle. A player may continue the turn until no ball is knocked out or until the shooter ball rolls out of the circle.
- Replace all the balls after each turn.

## Suggestions

- Make a circle with a long rope if you are playing on grass.

DAY  
4

VBS 2020 RECREATION

# FOREMAN SAYS

## Foundation of Promise

### Bible Story

Jesus' Resurrection  
and Promise  
(Matthew 28:1-10,16-20)

### Bible Verse

Philippians 1:6

### Bonus Verse

Matthew 28:20b

### The Point

Jesus will always  
love me.

REC CARD 11



# FOREMAN SAYS

## Prep

- Beanbag for each kid or put a scoop of playground sand in a sock and tie it off to make beanbags.
- Make a list of possible calls.
- Place a line of cones several feet from where the kids will be standing.

## Play

- Explain that on a construction job the person in charge is called the foreman.
- Place a beanbag on each kid's head and explain that they may not touch the beanbag with their hands.
- Challenge the kids to pantomime each action the foreman calls without losing their beanbag.

## Suggestions

- Push an imaginary wheelbarrow
- Use a shovel to dig a hole
- Use a jackhammer
- Hammer a nail

DAY  
4

VBS 2020 RECREATION

# BULLDOZER

## Foundation of Promise

### Bible Story

Jesus' Resurrection  
and Promise  
(Matthew 28:1-10,16-20)

### Bible Verse

Philippians 1:6

### Bonus Verse

Matthew 28:20b

### The Point

Jesus will always  
love me.

REC CARD 12



# BULLDOZER

## Prep

- Cones to mark a starting and finishing line
- Non-woven fabric (one per team)—About 5 yards long by 24–30 inches wide. Sew the ends together to create a loop.

## Play

- Explain that bulldozers are moved by a set of continuous tracks.
- Challenge the kids to operate a bulldozer “track” using the fabric loop. Instruct the kids to stand inside the bottom of the loop and use their hands to hold the top of the loop above their heads.
- Create two teams and see which team can reach the “Finish” line first. Challenge the kids to work together to move the track forward.

DAY  
5

VBS 2020 RECREATION

# BUILD WISE HIGH-RISE

## Foundation for Life

### Bible Story

Wise and  
Foolish Builders  
(Matthew 7:24-29)

### Bible Verse

Philippians 1:6

### Bonus Verse

2 Timothy 3:14

### The Point

Jesus' love is the  
foundation for the rest  
of my life.

REC CARD 13



# BUILD WISE HIGH-RISE

## Prep

- Various building supplies: swim noodles, boxes, crates
- Determine how long teams will have to build.

## Play

- Form teams of 5–8 kids.
- Ask the kids to recall today's Bible story. Remind the kids that some builders made wise choices, while others made foolish choices.
- Give each team a set of supplies.
- Challenge the kids to make the highest structure they can before time is called.

## Suggestion

- For a smaller, inside version use craft sticks, index cards, and foam counting blocks.



VBS 2020 RECREATION

# CONSTRUCTION RUBBLE CLEANUP

## Foundation for Life

### Bible Story

Wise and  
Foolish Builders  
(Matthew 7:24-29)

### Bible Verse

Philippians 1:6

### Bonus Verse

2 Timothy 3:14

### The Point

Jesus' love is the  
foundation for the rest  
of my life.

REC CARD 14



# CONSTRUCTION RUBBLE CLEANUP

## Prep

- Provide stacks of newspaper.
- Stretch a length of caution tape to divide the play area into two sections.

## Play

- Explain that the rocks and broken bricks at a construction site are called rubble, and that the rubble has to be removed before new construction can begin.
- Tell the kids that they will play a game that creates and cleans up rubble.
- Form two teams. Designate a side of the room for each team.
- Instruct the teams to use the newspapers to create rubble (paper wads) and toss it to the other side of the room.
- The team with the least rubble when time is up is the winner.



VBS 2020 RECREATION

# MEASURE UP BROAD JUMP

## Foundation for Life

### Bible Story

Wise and  
Foolish Builders  
(Matthew 7:24-29)

### Bible Verse

Philippians 1:6

### Bonus Verse

2 Timothy 3:14

### The Point

Jesus' love is the  
foundation for the rest  
of my life.

REC CARD 15



# MEASURE UP BROAD JUMP

## Prep

- Caution tape to designate a starting line
- Retractable measuring tape to measure the jumps

## Play

- Ask the kids to line up behind the caution tape.
- Create teams of five to six kids.
- After each kid jumps, use the tape to measure the distance.
- Add up each team's distances for points. The team with the most points wins.
- Play again as time permits.

## Suggestions

- If your church has a sand area, do the jumps there.



VBS 2020 RECREATION

# LEAKY PIPES



# LEAKY PIPES

## Prep

- Swim noodles (3 per team)
- 1 bucket of water with pour spout per team
- 1 empty bucket per team

## Play

- Form teams of 6–10 kids. Give each team three swim noodles and a bucket of water.
- Challenge the kids to hold the noodles end to end, matching the holes.
- Place the empty bucket at one end of the line of kids with noodles.
- Pour the bucket of water into the first noodle and catch the water in the empty bucket. The object of the game is to be the team that catches the most water in the bucket at the end of the noodles.

## Suggestions

- Rather than competing in teams, put as many swim noodles together as possible to see how far the water can travel.



VBS 2020 RECREATION

# BUCKETS AND CRANES



# BUCKETS AND CRANES

## Prep

- 2 buckets (one per team)
- Water

## Play

- Form two teams and explain that the kids are going to act like cranes to pass the bucket of water from one end of the line to the other.
- Give the first person in each line a bucket filled with water. She will raise the bucket up and pass it to the next person in line. He will grab the bucket from her and lower it like a crane. He will then pass it to the next person.
- Each person in line will alternate raising and lowering the crane with the bucket down the line.
- The team with the most water left in the bucket wins.

## Suggestion

- Make it a timed competition.





VBS 2020 RECREATION

# WRECKING BALL WATER PINATA



# WRECKING BALL WATER PINATA

## **Prep**

- Fill gray or silver balloons with water and hang from something a few feet higher than the heads of the kids.
- Stick

## **Play**

- Encourage the kids to take turns striking a balloon until it breaks. After a balloon bursts, move on to the next one.

## **Suggestions**

- Kids may be blindfolded to make the game more challenging.



VBS 2020 RECREATION

# TOOL TIME

## Prep

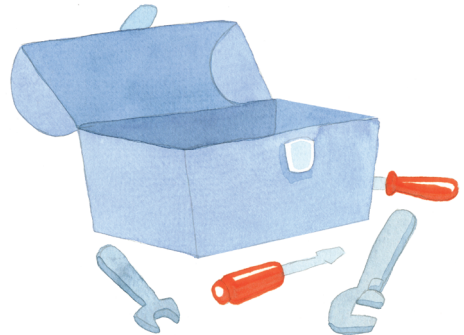
- Toolbox or belt with various tools
- Paper and pencils

## Play

- Show the tools to the kids and instruct them to be very observant.
- After about a minute remove the tools and see how many tools they can remember and list.

## Suggestions

- Real or toy tools may be used.





# STEADY STACKER

## Prep


- Thread five hex nuts onto a chopstick or sturdy bamboo skewer. Make several sets for kids to share.
- Table or another flat surface.
- Timer

## Play

- Explain that the kids will attempt to stack five hex nuts in 20 seconds.
- Kids will stack the nuts by sliding them off the skewer without touching them with their hands.
- Set the timer for 20 seconds and call "Start." Allow the kids to take turns attempting to complete the stack before time is up.

## Suggestions



- Increase the number of nuts or decrease the time to make this more challenging for older kids.





VBS 2020 RECREATION

# BLUEPRINT CHALLENGE



## Prep

- Lego® bricks
- Build shapes out of Legos. Place white paper over the shapes and rub with a blue crayon to make a blueprint.

## Play

- Explain that builders use a pattern called a blueprint to show how a structure is supposed to be built.
- Encourage the kids to use the Lego blocks to make the structures shown in the blueprints.

## Suggestion

- Have extra paper and crayons available so kids can make their own blueprints.



# CONSTRUCTION CONE COOPERATION CHALLENGE

## Prep

- 10 orange or yellow cups
- 4 strings (about 24 inches)
- Rubber band for each team of four.
- Use hitch knots to secure 4 lengths of string equally spaced around each rubber band.

## Play

- Explain that the objective of the game is for players to work as a team to stack all the cups in a pyramid. The challenge is that players cannot touch the cups. They may only use the rubber band tool and their voices.
- Demonstrate how the players must work together to pull the strings and stretch the rubber band to fit around the cup so it can be lifted into place.

## Suggestion

- Print the phrases of the verse on the cups and challenge the kids to stack the cups in verse order.
- For younger kids, just use three cups to stack in a pyramid.





VBS 2019 RECREATION

# WASHER TOSS

## Prep

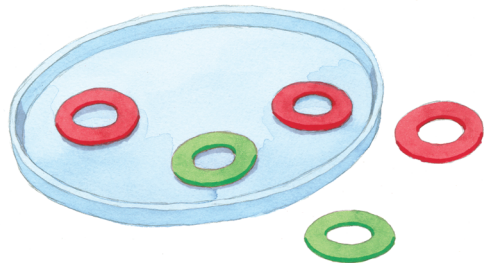
- Use permanent markers or spray paint to color washers two different colors (3 of each color).
- Use masking tape to divide a table in half.
- Tape a large lid in the center of each side of the table.

## Play

- Form two teams. Position each team at one end of the table.
- Allow each kid to throw three washers to the target on the opposite side. Score 1 point for each washer that lands inside the area marked by the masking tape. Score 5 points for each washer that lands in the lid. After each kid's turn, add up the score and alternate which side is throwing.

## Suggestion

- The game could also be played on the floor or using boxes outside.





# NUTS & BOLTS

## Prep

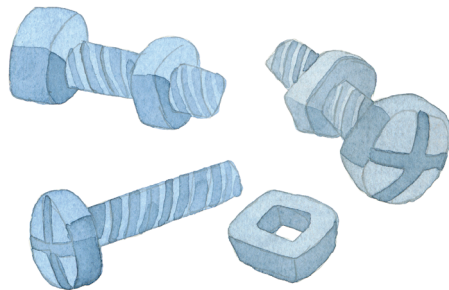
- Gather enough sets of matching nuts and bolts for each kid to have one or the other. The nuts and bolts need to be various sizes, but each needs to have a match.
- Construction hat to hold the nuts and bolts

## Play

- Explain that the phrase “nuts and bolts” means the basic details about something. Tell the kids that they will play a game that will help them learn the “nuts & bolts” about their friends.
- Allow each kid to choose a nut or a bolt.
- When everyone has one, each kid finds a partner with a matching nut or bolt. Once pairs are found, they should learn three things about that friend.

## Suggestion

- The game may be repeated to allow kids to get to know more friends.





# REC TIME CAN BE TEACHING TIME

Use every moment as teaching time. Here are some tips to help rec be teaching time:

- When kids are lining up to play a game or leave the area, ask review questions about the day's Bible story.
- Play songs from the *VBS 2020 Music for Kids CD* (005817859) during rec games to reinforce what kids are learning.
- Review all of the Bible content. Be prepared to use facts from the Bible stories during games and activities you will play in rec. The more you know about the Bible stories, the easier it will be to find ways to incorporate the information into the games kids are playing. Ask lots of questions and use the Point with kids after every game.
- Recite Philippians 1:6 often. Using it to complete a game or as players are waiting for their turn to play will help kids learn the verse.
- Tell your personal story about how you learned more about Jesus and how you are growing with Him.
- Pray. Be sure to include information kids learned during the day's Bible study in the prayer.

# REC TIME CAN BE TEACHING TIME

- Build relationships with kids during rec. Talk to them about their favorite things about VBS, things they like to do, what they will do during the summer, and so forth.
- Remember that kids think in concrete terms and probably do not understand church jargon. Use simple language and define any word that they may not understand.
- Answer questions that a child has about becoming a Christian, no matter how unexpected the timing. Be ready to suspend or interrupt your plans to talk to a child if needed. Refer to the Sharing the Gospel with Kids card in this pack to help prepare your conversation.
- There's much to learn so let's go play!

# REC TIPS

Kids are competitive and like to win. Even games in VBS can cause kids to get angry, argumentative, or frustrated with themselves. As a leader, you need to be a friend, encourager, leader, participant in the games, and possibly even a referee. Keep some of these tips in mind as you help everyone enjoy a fun, successful recreation time:

- Be prepared. Gather all supplies and be ready to play before kids arrive. Minimize down time to prevent problems from occurring.
- Keep rules simple and short. Repeat the rules as necessary. Be sure some general rules are in place such as: Respect others. Respect the church. Respect your leaders.
- Interact with the kids. Participate in every game.
- Enforce the rules of the game. Kids want games to be fair.
- Remind kids that being disappointed in a game outcome is not a failure, but an opportunity to learn something.
- Address any issues quickly and discreetly.

# REC TIPS

- Designate a “cool down” area for kids who get too competitive or are easily angered. They can rest before returning to the activity.
- Encourage kids to play their best. Lead kids to encourage each other as well.
- Remove sunglasses, kneel with kids, and direct their attention away from distractions when making the point of the game.
- Use consequences when needed. Be sure kids realize that playing the games is a privilege, so following the rules allows everyone the opportunity to play.
- Focus on positive reinforcement as much as possible.
- Change the game or activity before kids lose interest in it.
- Ask your VBS director, pastor, or children’s minister for help if difficult situations arise.
- Pray. Ask God for patience and guidance to deal with difficult situations.